

Project Title: **Fall 2023 Evaluations**

Courses Audience: **29**

Responses Received: **12**

Response Ratio: **41.38%**

Subject Details

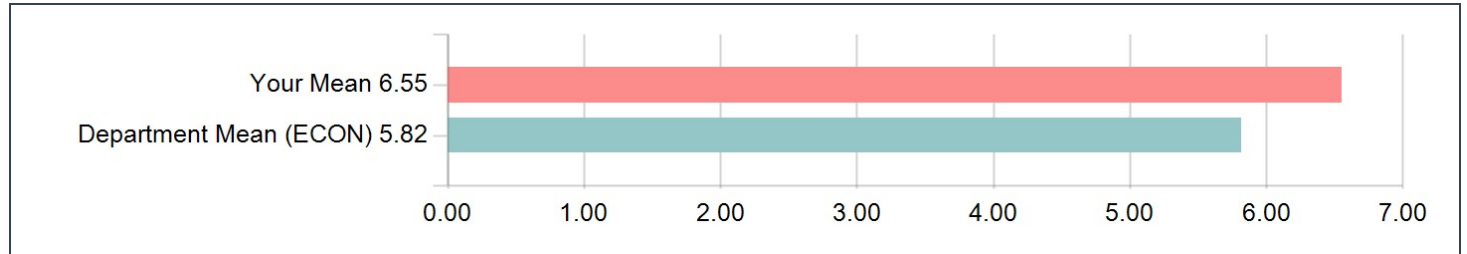
Name	ECON 140 DIS 113 Econometrics (EVAL FOR GSI)
DEPT_NAME	ECON
DEPT_FORM	ECON
EVALUATION_TYPE	G
First Name	Jonathan
Last Name	Old

FOR YOUR INFORMATION: Please note that "Department Mean" for each rating question is calculated using all sections in your department. This may include both Faculty and GSIs depending on whether the department has selected a question item to be used for both.

UNIVERSITY WIDE QUESTIONS (QUANTITATIVE/RATING):

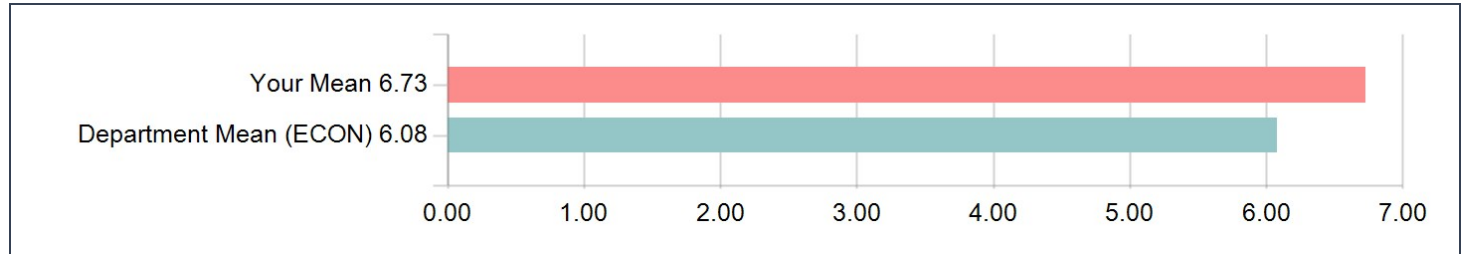
The items in this section are asked across all courses at Berkeley.

The GSI's instructional activities, contributions, and/or feedback enhanced my learning. ("Learning" may include gaining mastery of course content and new skills, exposure to new methodologies and modes of critical thinking, and extending the ability to express oneself on the topics treated in the course.)



The GSI's instructional activities, contributions, and/or feedback enhanced my learning. ("Learning" may include gaining mastery of course content and new skills, exposure to new methodologies and modes of critical thinking, and extending the ability to express oneself on the topics treated in the course.)		
Options	Count	Percentage
1-Strongly disagree	0	0.00%
2-Disagree	0	0.00%
3-Disagree Somewhat	0	0.00%
4-Neutral (neither agree nor disagree)	0	0.00%
5-Agree Somewhat	1	9.09%
6-Agree	3	27.27%
7-Strongly agree	7	63.64%
Statistics	Value	
Response Count	11	
Mean	6.55	
Median	7.00	
Standard Deviation	0.69	

The GSI created an environment in which I could feel included (for example, encouraged multiple voices/perspectives, welcomed questions and critiques, responded to student feedback).



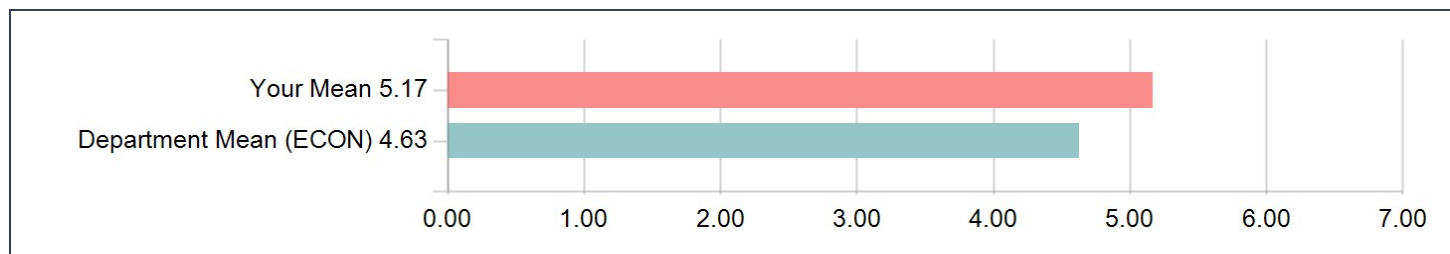
The GSI created an environment in which I could feel included (for example, encouraged multiple voices/perspectives, welcomed questions and critiques, responded to student feedback).

Options	Count	Percentage
1-Strongly disagree	0	0.00%
2-Disagree	0	0.00%
3-Disagree Somewhat	0	0.00%
4-Neutral (neither agree nor disagree)	0	0.00%
5-Agree Somewhat	0	0.00%
6-Agree	3	27.27%
7-Strongly agree	8	72.73%
Statistics	Value	
Response Count	11	
Mean	6.73	
Median	7.00	
Standard Deviation	0.47	

DEPARTMENT PROVIDED INSTRUCTOR QUESTIONS:

Items in this section were selected by ECON for inclusion on this evaluation.

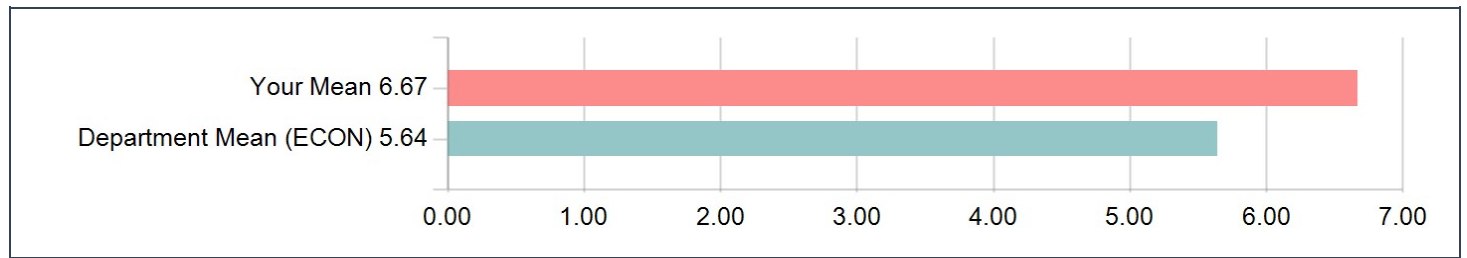
Considering my understanding of the material, the pace of the section meetings was
1=Much too slow, 4=About right, 7=Much too fast



Considering my understanding of the material, the pace of the section meetings was
1=Much too slow, 4=About right, 7=Much too fast

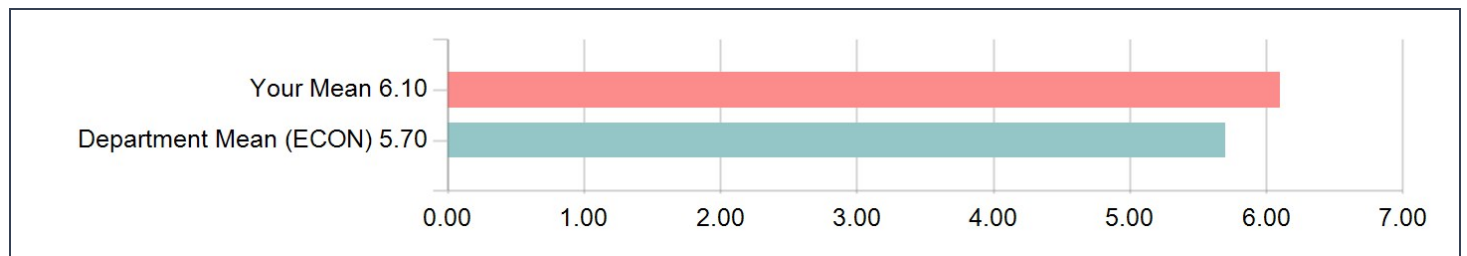
Options	Count	Percentage
1	0	0.00%
2	0	0.00%
3	0	0.00%
4	5	41.67%
5	3	25.00%
6	1	8.33%
7	3	25.00%
Statistics	Value	
Response Count	12	
Mean	5.17	
Median	5.00	
Standard Deviation	1.27	

Considering how the professor structured the course, the material presented in section was
1=Poorly chosen, 4=Satisfactory, 7=Excellent



Considering how the professor structured the course, the material presented in section was 1=Poorly chosen, 4=Satisfactory, 7=Excellent		
Options	Count	Percentage
1	0	0.00%
2	0	0.00%
3	0	0.00%
4	0	0.00%
5	1	8.33%
6	2	16.67%
7	9	75.00%
Statistics		Value
Response Count		12
Mean		6.67
Median		7.00
Standard Deviation		0.65

From my perspective the graduate student instructor's grading appears to be
1=Unfair, 4=Satisfactory, 7=Very conscientious

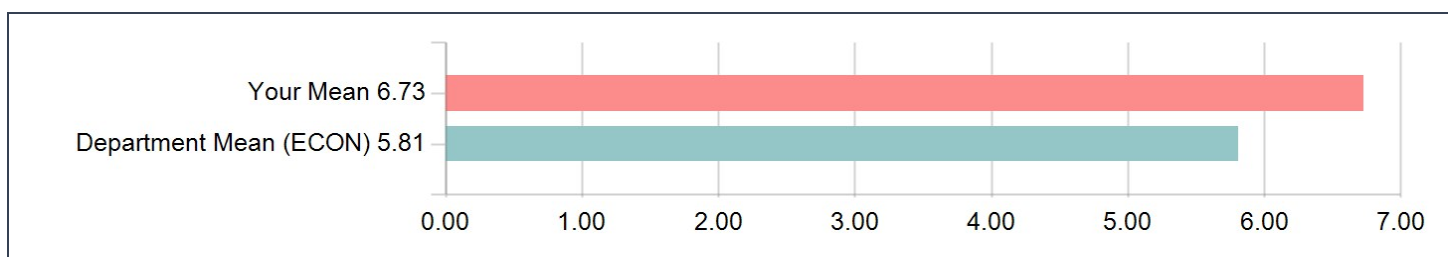


From my perspective the graduate student instructor's grading appears to be

1=Unfair, 4=Satisfactory, 7=Very conscientious

Options	Count	Percentage
1	0	0.00%
2	0	0.00%
3	0	0.00%
4	2	20.00%
5	1	10.00%
6	1	10.00%
7	6	60.00%
Statistics	Value	
Response Count	10	
Mean	6.10	
Median	7.00	
Standard Deviation	1.29	

Considering both the limitations and possibilities of the subject matter and the course, how would you rate the overall effectiveness of this graduate student instructor?



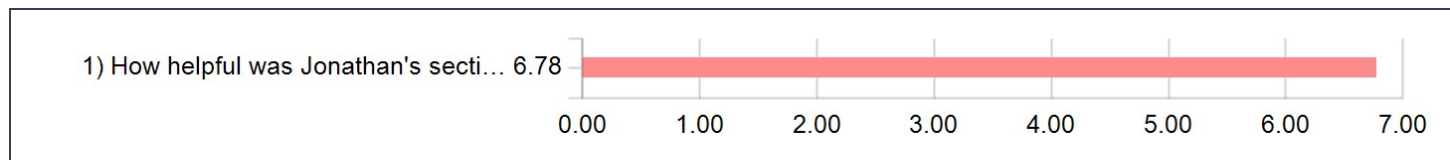
Considering both the limitations and possibilities of the subject matter and the course, how would you rate the overall effectiveness of this graduate student instructor?

Options	Count	Percentage
1-Not at all Effective	0	0.00%
2	0	0.00%
3	0	0.00%
4-Moderately Effective	0	0.00%
5	0	0.00%
6	3	27.27%
7-Extremely Effective	8	72.73%
Statistics	Value	
Response Count	11	
Mean	6.73	
Median	7.00	
Standard Deviation	0.47	

INSTRUCTOR PROVIDED CUSTOM QUESTIONS:

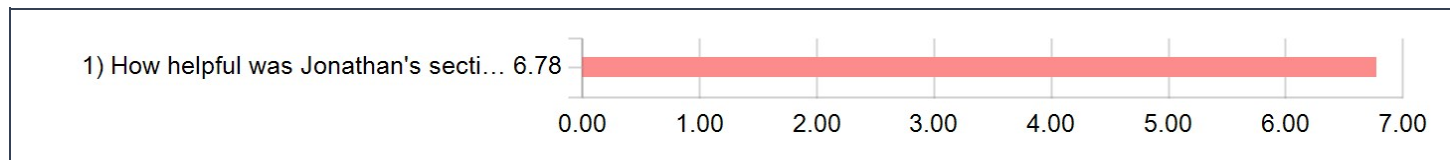
If any items appear in this section, they were created by you. These are visible only to you and not accessible by other report viewers in your department.

How helpful was Jonathan's section TO PREPARE FOR THE EXAM?



How helpful was Jonathan's section TO PREPARE FOR THE EXAM?		
Options	Count	Percentage
1-Not at all	0	0.00%
2	0	0.00%
3	0	0.00%
4-Somewhat	0	0.00%
5	0	0.00%
6	2	22.22%
7-Very	7	77.78%
Statistics		Value
Response Count		9
Mean		6.78
Median		7.00
Standard Deviation		0.44

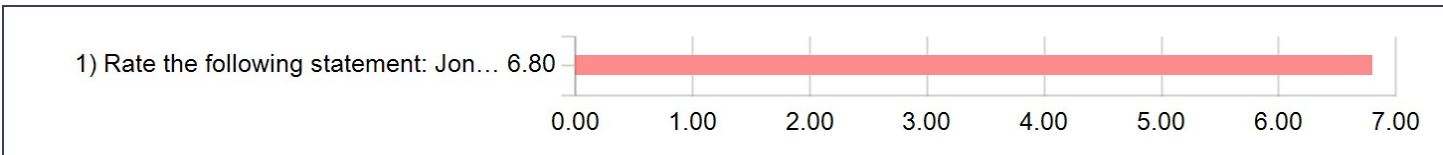
How helpful was Jonathan's section TO UNDERSTAND ECONOMETRICS?



How helpful was Jonathan's section TO UNDERSTAND ECONOMETRICS?

Options	Count	Percentage
1-Not at all	0	0.00%
2	0	0.00%
3	0	0.00%
4-Somewhat	0	0.00%
5	0	0.00%
6	2	22.22%
7-Very	7	77.78%
Statistics	Value	
Response Count	9	
Mean	6.78	
Median	7.00	
Standard Deviation	0.44	

Rate the following statement: Jonathan created a positive, inclusive learning environment.



Rate the following statement: Jonathan created a positive, inclusive learning environment.

Options	Count	Percentage
1-Not at all	0	0.00%
2	0	0.00%
3	0	0.00%
4-Somewhat	0	0.00%
5	0	0.00%
6	2	20.00%
7-Very	8	80.00%
Statistics	Value	
Response Count	10	
Mean	6.80	
Median	7.00	
Standard Deviation	0.42	

What did you like MOST about the section with Jonathan?

Comments
How welcoming it was.
His slides and organization
How in depth he went into the material
He explained concepts very clearly and helps students gain a deeper understanding. He cares about students and wants to help them in every way possible. He provided us with a great extent of helpful material for us to review when it come to the exams. He went above and beyond for his students.
Recording and very thorough explanation
Recordings of sections

What did you like LEAST about the section with Jonathan?

Comments
Not a lot of students showed up
Discussing in groups
N/a
Last minute changes, OH too early

DEPARTMENT PROVIDED COURSE QUESTIONS:

Items in this section were selected by ECON for inclusion on this evaluation.

Please identify what you consider to be the strengths of the course (or section).

Comments
The real life examples used to learn were very helpful
Overall, the instructor and GSIs were very supportive and I always felt at ease when it came to reaching out for help. The class pace is perfect and we revisit material numerous times to really get a grasp and understand the content.
Problem set questions

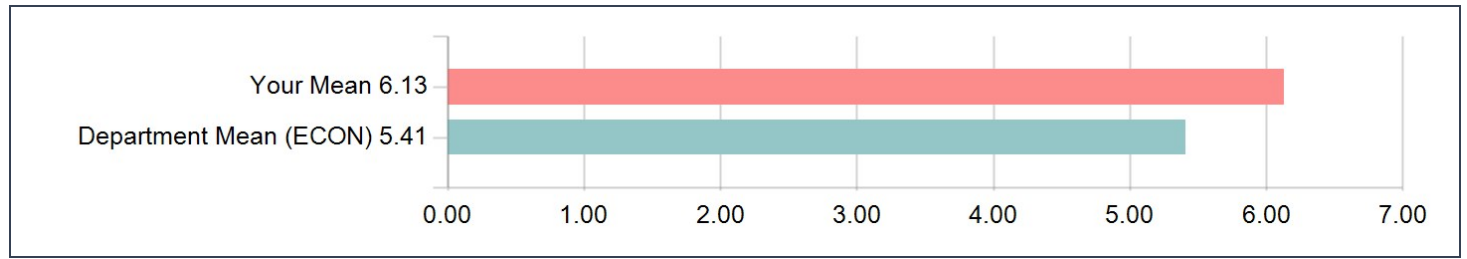
Please identify area(s) where you think the course could be improved.

Comments
n/a

What advice would you give to another student who is considering taking this course?

Comments
Go to section
Have Jonathan as your gsi
Start early and be prepared

Considering both the limitations and possibilities of the subject matter and the course, how would you rate the overall effectiveness of this course?



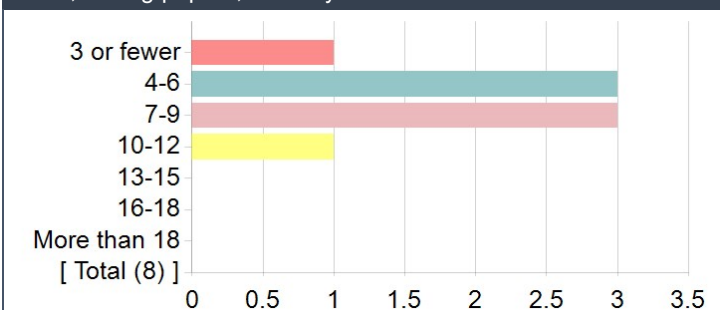
Considering both the limitations and possibilities of the subject matter and the course, how would you rate the overall effectiveness of this course?		
Options	Count	Percentage
1-Not at all Effective	0	0.00%
2	0	0.00%
3	0	0.00%
4-Moderately Effective	1	12.50%
5	0	0.00%
6	4	50.00%
7-Extremely Effective	3	37.50%
Statistics		Value
Response Count		8
Mean		6.13
Median		6.00
Standard Deviation		0.99

DEPARTMENT PROVIDED STUDENT INFORMATION QUESTIONS

Items in this section were selected by ECON for inclusion on this evaluation.

On average, how many hours per week have you spent on this course, including attending classes, doing readings, reviewing notes, writing papers, and any other course-related work?

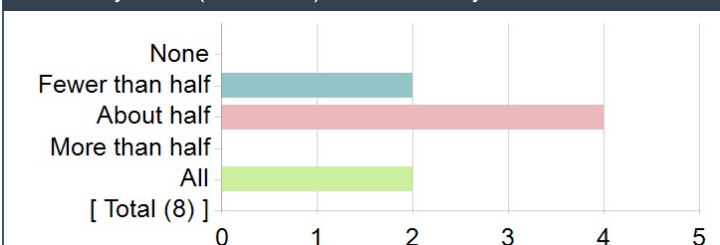
On average, how many hours per week have you spent on this course, including attending classes, doing readings, reviewing notes, writing papers, and any other course-related work?



Options	Count	Percentage
3 or fewer	1	12.50%
4-6	3	37.50%
7-9	3	37.50%
10-12	1	12.50%
13-15	0	0.00%
16-18	0	0.00%
More than 18	0	0.00%
Statistics	Value	
Response Count	8	

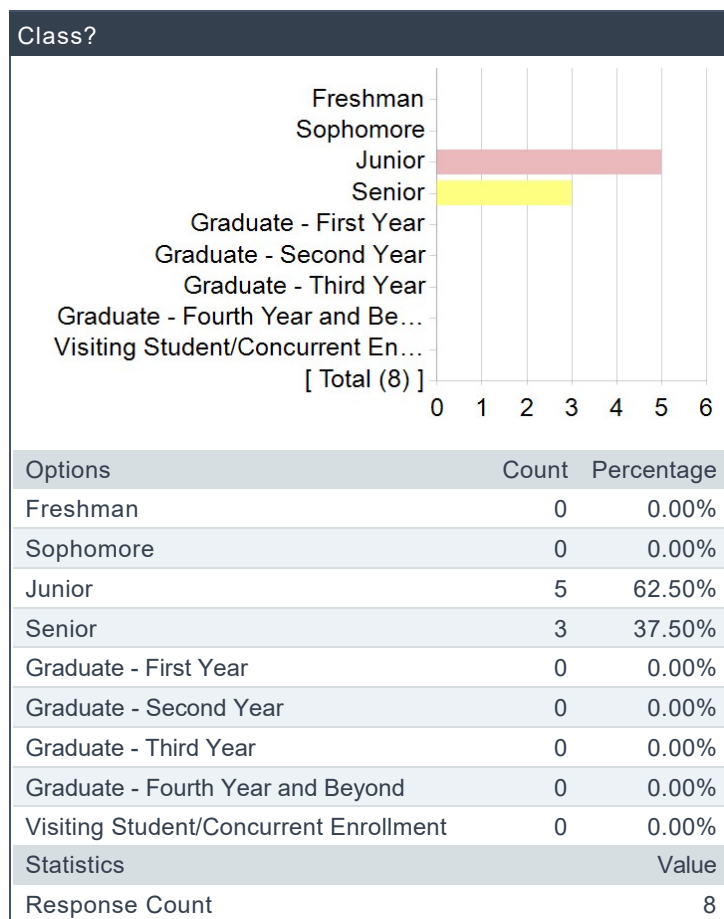
How many class (or section) sessions did you attend?

How many class (or section) sessions did you attend?

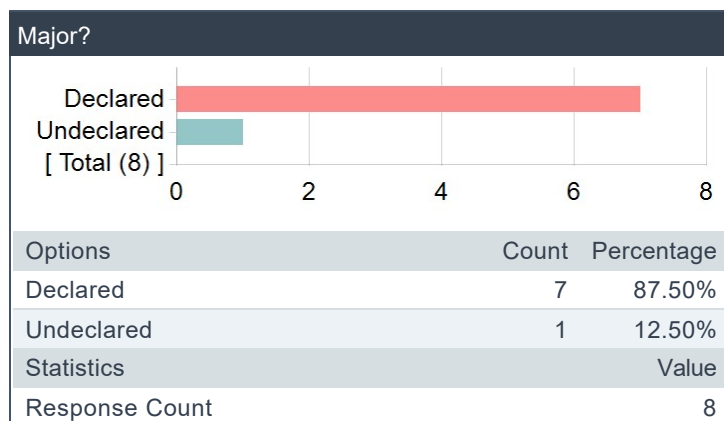


Options	Count	Percentage
None	0	0.00%
Fewer than half	2	25.00%
About half	4	50.00%
More than half	0	0.00%
All	2	25.00%
Statistics	Value	
Response Count	8	

Class?



Major?



Your Major? (List All)

Comments
Data Science
Economics
Econ
Business Administration, Data Science
Economics
Political Economy
economics
Economics

Is this course required or strongly suggested for your major or intended major?

